

Medical Terminology Online - course access instructions - VIU



Welcome to your online course with Vancouver Island University.

PLEASE WAIT UNTIL YOUR COURSE START DATE to access your Medical Terminology Online Course:

- 1) Open your browser to <http://evolve.elsevier.com> & enter the username and password that were provided to you by email just prior to your course start date:



- 2) Click on the + sign by the Courses link to view your course:



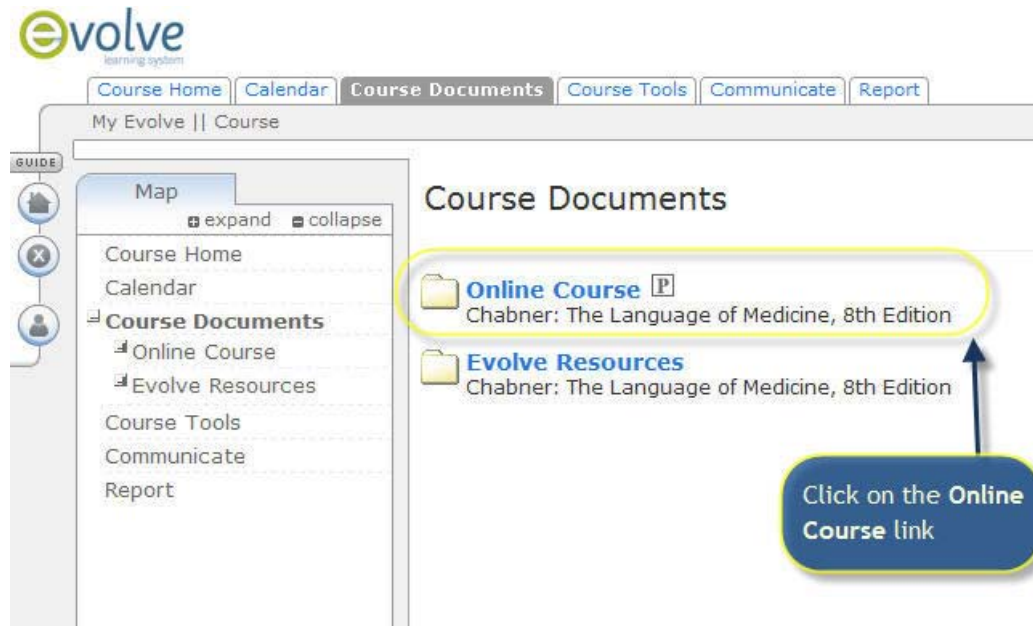
- 3) Select the Chabner: The Language of Medicine, 8th Edition course:

The screenshot shows the Evolve Learning System interface. On the left, a sidebar titled 'Welcome Student' contains a 'My Content' section with a 'Courses' subsection. A blue arrow points to the course 'Chabner: The Language of Medicine, 8th Edition'. The main content area has a navigation bar with 'Simulations' highlighted. Below it, a 'Simulations' section contains text and a callout box with the text 'Select course Chabner: The Language of Medicine'. At the bottom, there are sections for 'Student Development', 'Early Career Options', and a 'BLOG' banner.

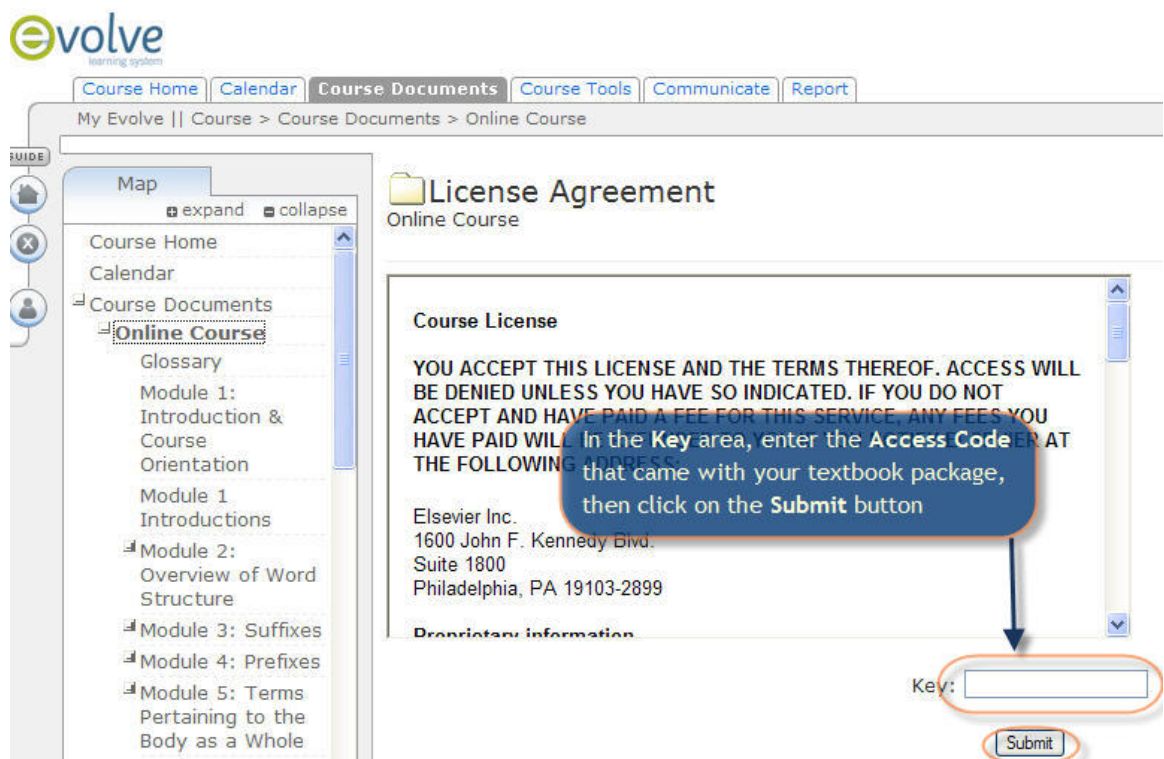
- 4) Click on the -> Start this course at the beginning link:

The screenshot shows the course page for 'Chabner: The Language of Medicine, 8th Edition'. A sidebar on the left contains a 'Map' section with a 'Course Home' link. The main content area features a banner for the course with the author's name 'DAVI-ELLEN CHABNER' and the title 'The Language of Medicine Eighth Edition'. Below the banner, a callout box with a blue arrow points to the link 'Start this course at the beginning.' and contains the text 'Select the Start this course at the beginning link'. Below this is a 'Course Announcements' section with the text 'There are no new announcements.'

- 5) Click on the **Online Course** link:

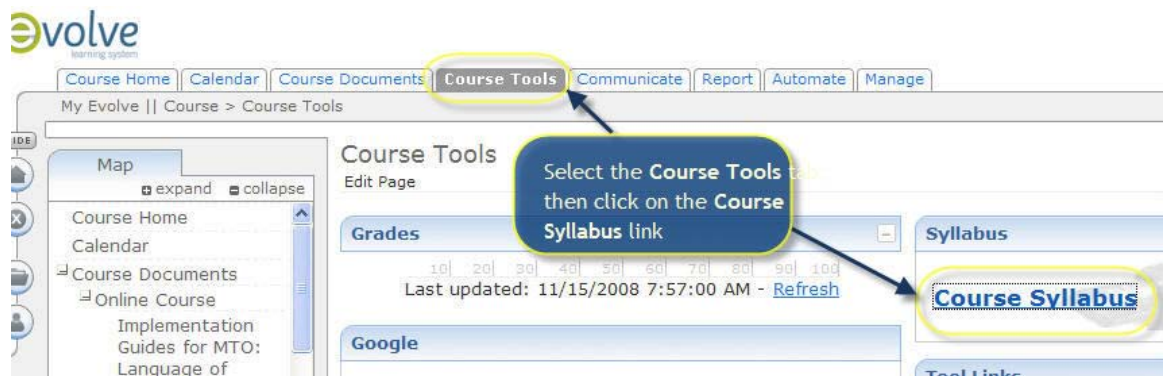


- 6) In the **Key** area, Enter the Access Code that came with your textbook package (*The Language of Medicine*, 8th Edition (with user guide, access code, and textbook), by Davi-Ellen Chabner. (ISBN-13: 978-1-4160-3477-3). Then click on the **Submit** button:

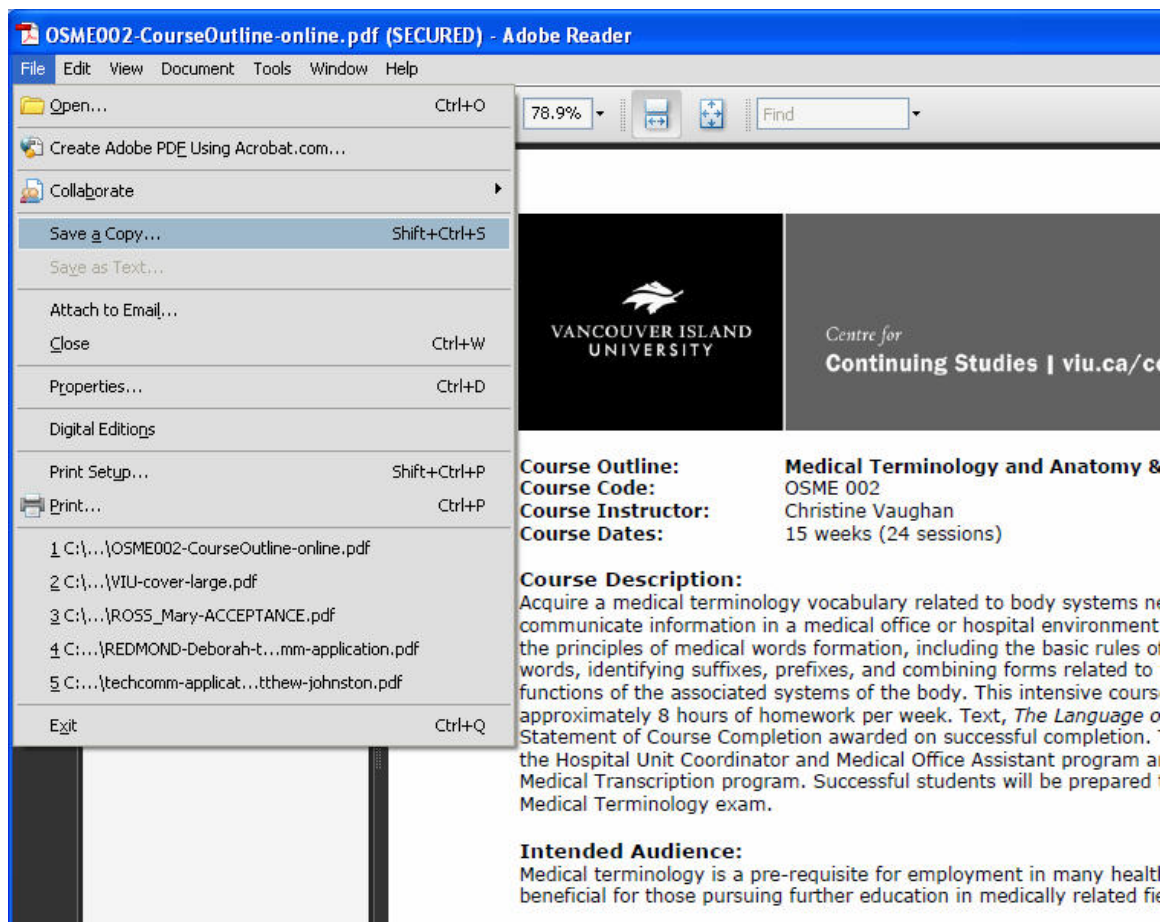


Medical Terminology Online - course access instructions - VIU

- 7) Start your online course by reviewing the course syllabus. Select the **Course Tools** tab and click on the **Course Syllabus** link. (Note that the Course Syllabus is also available as a link from your course home page):

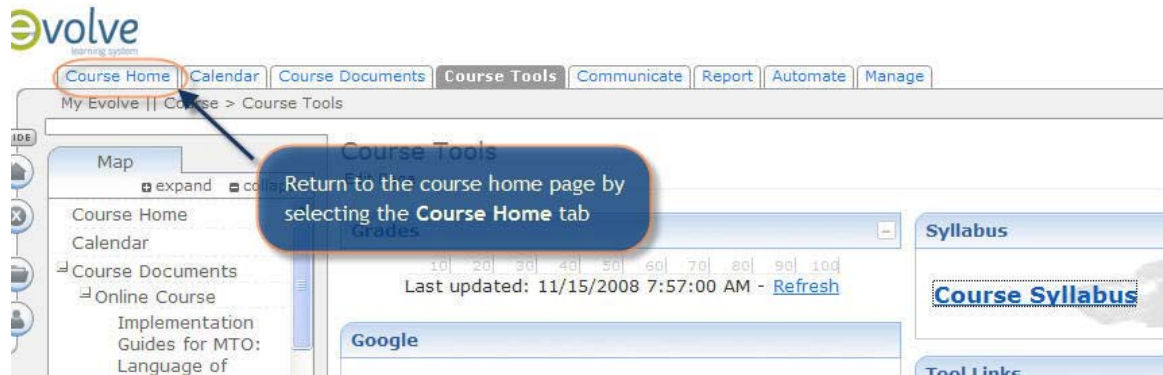


You can download and save the course syllabus to your local hard drive by selecting **File**, then **Save a Copy**, and selecting a location:

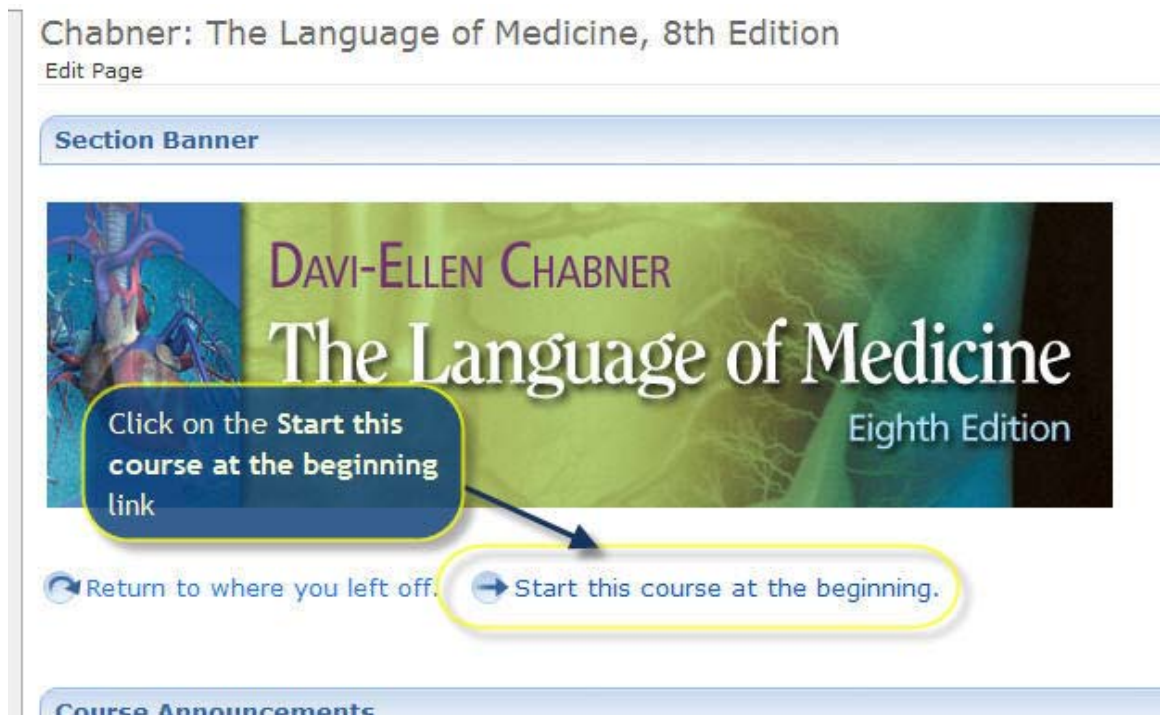


Medical Terminology Online - course access instructions - VIU

- 8) Return to the course home page by selecting the **Course Home** tab:



- 9) Click on the **Start this course at the beginning** link:



Medical Terminology Online - course access instructions - VIU

- 10) Week 1 of your online course is all about getting acquainted with your online classroom. Start with **Module 1: Introduction & Course Orientation**, to learn about your online classroom:

The screenshot shows the course interface for 'Medical Terminology Online for The Language of Medicine, Eighth Edition'. On the left is a navigation map with a tree structure under 'Online Course'. The main content area lists several items: 'Implementation Guides for MTO: Language of Medicine (instructor only)', 'Glossary', 'Module 1: Introduction & Course Orientation', and 'Module 1 Introductions Required Post'. A blue callout box with white text says 'Start with Module 1: Introduction & Course Orientation - just click on this link to learn about your online classroom'. An arrow points from this box to the 'Module 1: Introduction & Course Orientation' link, which is highlighted with a red oval.

- 11) In week 1, you will also need to introduce yourself to your instructor and classmates in the Module 1 Introductions area:

This screenshot is similar to the previous one but highlights a different link. The 'Module 1 Introductions Required Post' link is highlighted with a yellow oval. A blue callout box with white text says 'Click on this link to enter the posting area where you will introduce yourself to your instructor and classmates'. An arrow points from this box to the 'Module 1 Introductions' link.

- 12) If you need help or have questions, you can contact your instructor directly through the online classroom, or contact the Program Assistant, Lowell Morris: lowell.morris@viu.ca /604-485-8031 (Powell River) or the Coordinator, Julie Clarke: julie.clarke@viu.ca /604-485-8032 (Powell River) or toll-free 1-877-888-8890.