

First Week FREE with Ed2Go!

To get started on the www.ed2go.com/viu site:

If you have not yet created a logon with your email address and password:

- 1) Open your browser to www.ed2go.com/viu
- 2) Search for the course you want to take by clicking on **View Catalogues** link and scrolling through for your course, or by using the **Search for Courses** feature:




- ▼ Browse Catalog
- Featured Popular New
 - Accounting and Finance
 - Business
 - Computer Applications
 - Design and Composition
 - Health Care and Medical
 - Language and Arts
 - Personal Development
 - Teaching and Education
 - Technology

NEW POPULAR FEATURED

Managing Customer Service
Become indispensable to any organization by understanding how to identify and meet customer needs. [Learn More>>](#)

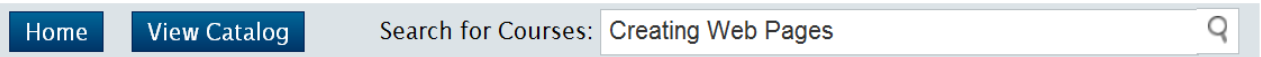
[View More Courses](#)



Education to Go offers a wide range of highly interactive **non-credit** courses that you can take entirely over the Internet. All of the courses include expert instructors, many of whom are nationally known authors. These online courses are affordable, fun, fast, convenient, and geared just for you. Ready to explore the catalog? Click the [Courses](#) link at the top of this page.

Please note that courses offered on this site are offered by Education to Go out of Temecula, California, USA. Any information that you provide may be stored outside of Canada and therefore subject to US law. If you are planning to take an online course in order to fulfill a prerequisite for a program at Vancouver Island University or a program at another educational institution, please check with the coordinator of that program first to confirm that the course is acceptable.

3) Once you've found the course you want to take, click on the course title to view more information about the course.

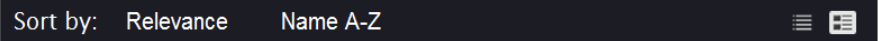



< back Your Search:



- Accounting and Finance
- Business
- Computer Applications
- Design and Composition
- Health Care and Medical
- Language and Arts
- Personal Development
- Teaching and Education
- Technology

Creating Web Pages





Creating Web Pages

Learn the basics of HTML so you can design, create, and post your very own site on the Web.

[Learn More>>](#)

\$189 CAD

[Enroll Now](#)

Course
 24 hours
Start Date: [Jun 15](#) | [Jul 20](#) | [Aug 17](#) | [Sep 21](#)



Web 2.0: Blogs, Wikis, and Podcasts


In this course, you'll join the Web 2.0 world as you learn how to create and maintain your own blog, wiki, and podcast.

[Learn More>>](#)

\$189 CAD

[Enroll Now](#)

Course
 24 hours
Start Date: [Jun 15](#) | [Jul 20](#) | [Aug 17](#) | [Sep 21](#)



Creating User Requirements Documents

An experienced developer teaches you how to use discovery and documentation to meet or exceed customer expectations.

[Learn More>>](#)

\$189 CAD

[Enroll Now](#)

4) Click on the **Enroll Now** button:

The screenshot displays the course page for 'Creating Web Pages'. At the top, there is a navigation bar with 'Home', 'View Catalog', and a search bar. Below the navigation, a sidebar lists related courses such as 'Web 2.0: Blogs, Wikis, and Podcasts' and 'Introduction to PHP and MySQL'. The main content area features a large image of a person holding yellow 'WWW' letters, with a price tag of '\$189 (CAD)' and a prominent red 'Enroll Now' button. A 'View Demo' link is also present. Below the image, there are tabs for 'Detail', 'Syllabus', 'Instructor Bio', 'Requirements', and 'Student Reviews'. The 'Detail' tab is active, showing a description of the six-week workshop. To the right of the description is a 'Details' sidebar with information on 'Learning Type' (Instructor-Led Course), 'Hours', 'Duration of Access' (6 weeks), and 'Session Start Dates' (June 15, July 20, August 17, September 21). At the bottom of the page, there is a 'Back to Top' button and an 'Online Learning' banner.

5) Click on the month you want to enroll, then click **Continue**

1. Select a Start Date

2. Sign In

3. Payment Options

4. Purchase

Enrolling in course: **Creating Web Pages**

Select a Start Date:

	Start Date	Price	Course Section
<input type="radio"/>	Jun 15, 2011	\$189 CAD	ONCW 001
<input checked="" type="radio"/>	Jul 20, 2011	\$189 CAD	ONCW 001
<input type="radio"/>	Aug 17, 2011	\$189 CAD	ONCW 001
<input type="radio"/>	Sep 21, 2011	\$189 CAD	ONCW 001

[Continue](#)

6) Enter your email address in the box under **New Student** and then click **Create Account**.

1. Select a Start Date

2. Sign In

3. Payment Options

4. Purchase

Enrolling in course: **Creating Web Pages**
Price: **\$189**

Returning Student

Sign in if you have created an account or enrolled for an online course with us before.

E-mail Address (username)

Password (case sensitive)

[Forgot Password?](#)

[Sign In](#)

New Student

Create an account if this is your first time taking an online course with us.

E-mail Address

[Create Account](#)

7) Enter the email address and password you want to use as well as other requested information, then click **Continue to Payment Options**.

Enrolling in course: **Creating Web Pages**
Price: \$189

Account Information

E-mail Address (username)

Re-enter E-mail Address

Password

Passwords are cAsE SenSiTive and must be at least six characters long.

Re-enter Password

Security Question

Security Answer

I want to receive information and offers by e-mail.

Student Information

Title ▾

First Name

Last Name

Birthdate (mm/dd/yyyy)

Primary Phone Number

Alternative Phone Number

Company

Address

Address2

City

State/Province ▾

Zip/Postal Code

Country ▾

[Continue to Payment Options](#)

8) Click on the **Purchase Course** link



1. Select a Start Date

2. Sign In

3. **Payment Options**

4. Purchase

Thank you! You've created an account with ed2go. Your username is johnsmith@gmail.com

Enrolling in course: **Creating Web Pages**

Price: **\$189**

Payment Options

Purchase Course

Purchase via other accepted payment methods. Click button for details and instructions.

Already Paid

Payment has already been made.

9) Now you will see the following page. Print the page for future reference regarding payment methods and course information, then click on the **Orientation** link to proceed (you will have to remember to pay before your first free week ends to continue to access the course).

- ▼ **Browse Catalog**
[Featured](#)
[Popular](#)
[New](#)
- Accounting and Finance
 - Business
 - Computer Applications
 - Design and Composition
 - Health Care and Medical
 - Language and Arts
 - Personal Development
 - Teaching and Education
 - Technology

Thank you! Your enrollment is almost complete.

Please print this page for your records. A copy of this confirmation will be e-mailed to you. To ensure receipt of your e-mail confirmation, please add julie.clarke@viu.ca to your safe sender list.

You indicated you have not yet paid for this course, it is imperative that you do so as soon as possible to avoid any interruption to your course access. You may choose any one of the payment methods listed below:

1. Call this number to make payment: 1-877-888-8890 / 604-485-2878 (Powell River)
2. Fax this form to 604-485-2868
3. Use our secure web server at: <https://pr.viu.ca/online/register-online5.asp>
4. Mail this form with payment to: 100-7085 Nootka Street

Powell River, BC

V8A 3C6

5. Bring this form with payment to: any VIU campus (Powell River, Nanaimo, Parksville, Cowichan)

Order Confirmation Details:

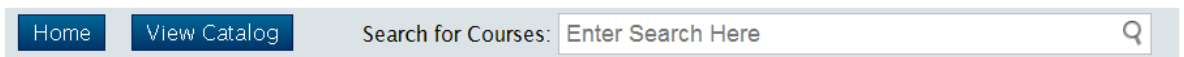
Your Name: John Smith
Your Username: johnsmith@gmail.com
E-mail: johnsmith@gmail.com
Enrollment Date: 6/8/2011 11:26:09 AM

Purchased Courses	Start Date	Price	Orientation
Creating Web Pages ONCW 001	July 20, 2011	\$189	Orientation
			Total: \$189 CAD

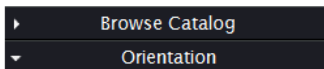
[Enter My Classroom](#)

Questions? Need help? Forgot your password? Click the [Help](#) link at the top of any page.

10) You will see the following screen – follow the instructions as outlined to get into your online classroom on your course start date:



Orientation: **Creating Web Pages**



Get Started
Description / Requirements
Course Mechanics
Questions
Reminder
Syllabus
Instructor

Message From Your Instructor:

This message confirms that you have signed up for Creating Web Pages, an instructor-led course that I will be teaching entirely over the Internet.

I have prepared this document to help make your online educational experience as positive and enjoyable as possible. It contains contact information, a description of our course delivery system, course mechanics, and a course schedule.

How to Get Started:

This course is conducted through an online classroom. You will need to go to this classroom to obtain your lessons, work through tutorials, take quizzes, complete assignments, participate in discussions with your fellow students, and ask questions of your instructor. As soon as the registration office verifies receipt of your payment, you will be able to participate. Here's how it works:

1. Wait until after 12:00 a.m. (Pacific Time) on the start date for this course.
2. After the course begins, return to the Online Instruction Center, which is located at the following Web address: <http://www.ed2go.com/viu/>.
The Online Instruction Center is open 24 hours a day and seven days a week, so please feel free to log in to your classroom at any time of day that is convenient for you.
3. When you reach the Online Instruction Center, click the link that says My Classroom.
4. Finally, log in with the username and password you provided us at the beginning of this orientation procedure. You should then be able to enter the online classroom and begin your studies.

[Next: Course Description >>](#)

11) To get into your online classroom anytime after your course start date:

- a) Go to www.ed2go.com/viu
- b) Click on the **Classroom** link which is located at the top of the page on the navigation bar:



Home View Catalog Search for Courses:

- c) Enter your username (email) and password that you set up in the process above



Home View Catalog Search for Courses:

Browse Catalog

Featured Popular New

- Accounting and Finance
- Business
- Computer Applications
- Design and Composition
- Health Care and Medical
- Language and Arts
- Personal Development
- Teaching and Education
- Technology

Current Student Sign In

Sign in to access your courses.

E-mail (username):

Password (case sensitive)

Forgot Your Password?

Complete the form below and click the **Get Password** button. If we find your password, we'll send it to the e-mail address we have on record for you.

E-mail:

If you did not receive an e-mail or if you no longer have access to the e-mail address associated with your Vancouver Island University online courses, please contact [Technical Support](#).

- d) Click on the **Enter** link under your course name
- e) You're In! **Don't forget to pay for your course before your first week is up, or you will lose access.**